

## The BRENDA Database

BRENDA has been advanced and is maintained by the Department of Bioinformatics and Biochemistry of the Technical University of Braunschweig, Germany. During the more than 25 years of its existence, it became the most comprehensive information repository on enzymes and enzyme ligand data available.

## Applications

Popular applications of BRENDA are its use as encyclopedia of enzymes and their characteristics or its application as controlled vocabulary in the documentation of own research in the area of proteomics. Its content can also be used to train own algorithms or to mine the wealth of information of enzymes. However, if you apply BRENDA you will be surprised by the versatility of this valuable resource.

## Further reading

Placzek, S. et al. (2017) BRENDA in 2017: new perspectives and new tools in BRENDA. *Nucleic Acids Res.* 45:D380-D388.

Schomburg, I. et al. (2013) BRENDA in 2013: integrated reactions, kinetic data, enzyme function data, improved disease classification: new options and contents in BRENDA. *Nucleic Acids Res.* 41:764-772

Barthelmes, J. et al. (2007) BRENDA, AMENDA and FRENDA: the enzyme information system in 2007. *Nucleic Acids Res.* 35:D511-D514

## About geneXplain

GeneXplain's mission is to provide a comprehensive platform for bioinformatic, systems biological and cheminformatic tools. The raison d'être of this platform is to assist translational research in the life sciences, mainly in the context of personalized medicine and pharmacogenomics. We intend to make our expertise available to academic and commercial partners in collaborative research projects.

## To achieve this, geneXplain also offers:

- The geneXplain platform providing a large number of bioinformatic and systems biological data analysis workflows. Unique is geneXplain's Upstream Analysis for causal interpretation of expression data.
- TRANSFAC®, the gold standard database on transcriptional regulation, containing the most comprehensive library of protein-interacting DNA sequence motifs.
- TRANSPATH®, a database of mammalian biological pathways and networks.
- HumanPSD, a rich information resource connecting pathways with targets, drugs and clinical trials.
- PASS and PharmaExpert for predicting biological activities of compounds qualitatively
- GUSAR for QSAR model building and quantitative activity prediction

geneXplain GmbH  
Am Exer 19b  
D-38302 Wolfenbüttel, Germany

info@genexplain.com  
www.genexplain.com  
www.facebook.com/genexplain  
www.linkedin.com/company/genexplain  
www.gplus.to/genexplain

Directors: E. Wingender, A. Kel • Commercial register:  
HRB 202564, Amtsger. Braunschweig • VAT No.: DE271983408



The Comprehensive Enzyme Information System

*The  
Braunschweig  
Enzyme  
Database*

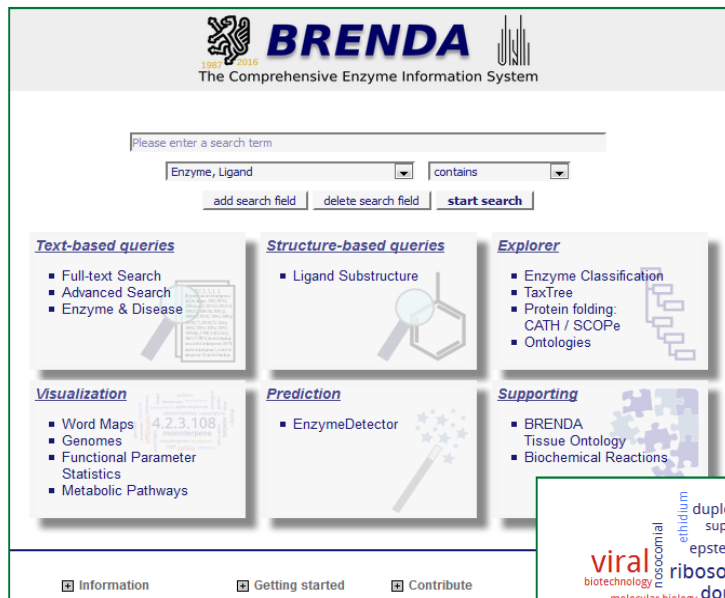
BRENDA

geneXplain

# BRENDA®: the comprehensive enzyme information system

## Key Features

- BRENDA (BRAunschweig ENzyme DATabase) was created in 1987 at the former German National Center of Biotechnology.
- It contains data relevant for molecular biology, biochemistry, medical research, and biotechnology.
- BRENDA comprises information on more than **>7 Mill. different enzymes** and **> 7,862 EC classes** classified by the Enzyme Nomenclature (IUBMB).
- Molecular data of more than 30,000 organisms from all kingdoms are stored.
- More than 3 Mill. enzyme data have been annotated manually from more than 136,877 primary literature references.
- Each entry is connected to the literature reference and the source organism.
- Major updates of the data in BRENDA are released twice a year.



## Data Sources

The core of BRENDA is created by data annotated manually from primary literature references.

The core is complemented by results from text mining approaches contained in the interconnected proprietary databases

- FRENDA: Enzyme name & organism
- AMENDA: Enzyme name & organism & occurrence
- DRENDA: Disease-related enzyme data
- KENDA: Kinetic data

Cross-linked external databases and ontologies like UniProt, KEGG, MetaCyc, EMBL, NCBI represent yet more sources of information.

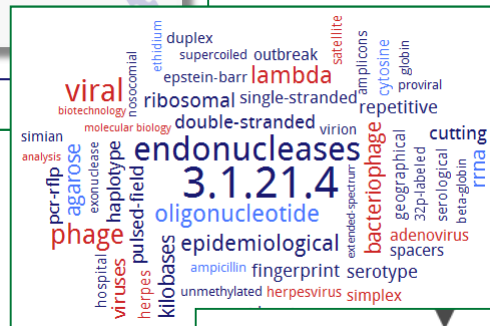


## Availability

The most up-to-date version of BRENDA can be obtained either

- for local installation\* to have the full content locally at your disposal,
- for online use of the familiar look-and-feel provided by a dedicated server, or
- a combination of these options.

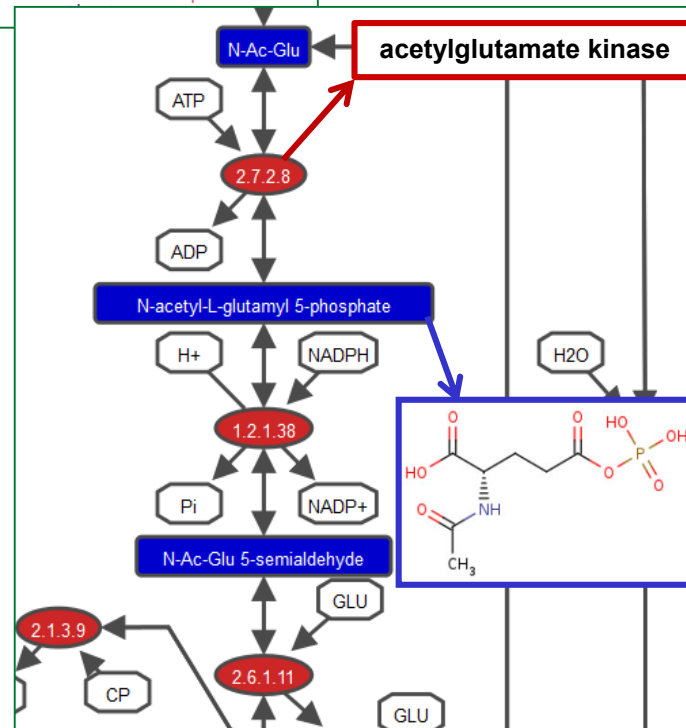
\*The *Local Installation* is available for Linux and Windows.



## Functionalities

BRENDA comes with:

- Query interfaces for quick access and more specific queries such as search by chemical sub-structure.
- Word Maps for EC classes. The more frequently a word is specifically associated with an enzyme in a literature text, the more prominent it will be presented in the word map.
- BRENDA pathway maps. Over 280 pathways can be displayed. They show roughly 2000 enzyme-catalyzed reactions. All metabolites and cofactors are linked to the BRENDA data. Pathways can be selected for an individual organism or for a taxonomic group.
- Explorers for e.g. Enzyme Class and Taxonomic tree



In BRENDA the information is organized in *Enzyme Summary Pages* and (*Metabolite/*) *Ligand Summary Views*.

Enzyme-related data encompasses information on:

- Enzyme and ligand nomenclature
- Organism
- Reaction and specificity
- Kinetic properties
- Structure and role of the ligands
- Stability information
- Ligand-enzyme information
- Enzyme sequence and structure
- Mutants and disease
- Occurrence, isolation and properties

show all   hide all	No of entries
<input checked="" type="checkbox"/> Enzyme Nomenclature	382
<input checked="" type="checkbox"/> Synonyms	294
<input checked="" type="checkbox"/> Reactions	29
<input checked="" type="checkbox"/> Reaction Types	8
<input checked="" type="checkbox"/> Pathways	49
<input checked="" type="checkbox"/> Systematic Name	1
<input checked="" type="checkbox"/> CAS Registry Number	1
<input checked="" type="checkbox"/> Enzyme-Ligand Interactions	2421
<input checked="" type="checkbox"/> Substrates/Products	1587
<input checked="" type="checkbox"/> Natural Substrates	45
<input checked="" type="checkbox"/> Cofactors	252
<input checked="" type="checkbox"/> Metals and Ions	102
<input checked="" type="checkbox"/> Inhibitors	407
<input checked="" type="checkbox"/> Activating Compounds	28
<input checked="" type="checkbox"/> Diseases	3424
<input checked="" type="checkbox"/> Functional Parameters	2246
<input checked="" type="checkbox"/> KM Values	1036
<input checked="" type="checkbox"/> Turnover Numbers	581
<input checked="" type="checkbox"/> kcat/KM Values	164
<input checked="" type="checkbox"/> Ki Values	36
<input checked="" type="checkbox"/> IC50 Values	2
<input checked="" type="checkbox"/> Specific Activity	108
<input checked="" type="checkbox"/> pH Optima	176
<input checked="" type="checkbox"/> pH Range	32
<input checked="" type="checkbox"/> Temperature Optima	77
<input checked="" type="checkbox"/> Temperature Range	22
<input checked="" type="checkbox"/> pI Values	12
<input checked="" type="checkbox"/> Organism related Information	444
<input checked="" type="checkbox"/> General Information	29
<input checked="" type="checkbox"/> Enzyme Structure	9117
<input checked="" type="checkbox"/> Molecular Properties	429
<input checked="" type="checkbox"/> Applications	56
<input checked="" type="checkbox"/> References	296
<input checked="" type="checkbox"/> External Links	